

Observatorio de Movilidad Montevideo

<http://www.montevideo.gub.uy/observatorio-de-movilidad>

Indicador VIA0303

Cantidad de viajes del transporte público por tipo de día y hora (serie histórica)

Definición:

Cantidad de viajes (primeros ascensos) del transporte público por tipo de día (hábil y no hábil) y hora.

Periodicidad:

Mensual.

Fuente:

Construido por UPM en base a información elaborada por Gerencia de Ciudades Inteligentes-Análisis de Datos.

Notas:

Los datos van de enero de 2019 a febrero de 2022.

Indicador VIA030
 Cantidad de viajes del transporte público por tipo de día y hora (serie histórica)

Febrero de 2022

Tipo de día	Viajes
HABIL	11.424.018
NO HABIL	2.493.954
Total	14.068.972



		Viajes																							
		0	1	2	3	4	5	6	7	8	9	10	11	12	13	14	15	16	17	18	19	20	21	22	23
HABIL	58.895	28.899	12.456	9.220	63.551	221.145	435.268	677.201	742.265	854.283	824.964	636.141	730.615	728.949	785.565	787.122	842.350	924.114	814.388	681.740	422.472	283.130	247.044	128.314	
NO HABIL	32.937	18.445	6.241	6.625	17.643	64.114	90.587	93.885	110.361	127.735	140.521	161.004	186.174	188.870	185.891	189.880	187.434	189.845	188.913	142.900	122.480	101.033	100.927	49.889	
Total por hora	92.832	47.344	21.738	14.845	77.414	285.259	526.405	771.076	852.626	982.288	966.485	797.145	916.789	917.819	975.456	1.031.884	1.073.059	983.301	824.443	544.952	384.160	347.071	178.203		

Enero de 2022

Tipo de día	Viajes
HABIL	9.306.888
NO HABIL	2.630.466
Total	12.049.354



		Viajes																							
		0	1	2	3	4	5	6	7	8	9	10	11	12	13	14	15	16	17	18	19	20	21	22	23
HABIL	57.386	23.148	11.528	8.162	58.514	215.368	398.702	577.426	653.840	662.559	538.034	561.894	624.561	600.222	673.881	676.541	713.598	797.581	688.465	473.776	371.278	268.506	228.819	112.523	
NO HABIL	32.852	16.878	6.193	6.826	18.173	59.011	88.452	90.431	110.927	129.615	141.364	167.106	177.065	179.267	175.472	161.066	163.101	166.326	170.321	152.480	141.007	124.783	109.294	57.436	
Total por hora	90.238	40.026	18.721	14.988	76.687	274.379	489.154	667.857	764.767	773.475	699.404	728.999	801.646	782.748	849.353	837.607	876.704	963.907	858.946	625.256	513.285	393.290	338.113	170.009	

Diciembre de 2021

Tipo de día	Viajes
HABIL	10.271.030
NO HABIL	2.784.965
Total	13.055.995



		Viajes																							
		0	1	2	3	4	5	6	7	8	9	10	11	12	13	14	15	16	17	18	19	20	21	22	23
HABIL	102.241	36.585	16.188	12.287	71.584	258.850	498.362	674.289	728.470	826.950	871.869	826.076	1.107.241	1.177.238	1.188.210	1.122.833	1.198.163	1.242.272	1.152.748	798.842	638.875	484.781	319.218	182.279	
NO HABIL	18.771	10.611	4.928	7.781	15.189	48.692	78.638	83.436	108.687	137.592	153.178	187.682	197.607	197.418	184.603	176.930	176.399	178.731	177.689	170.642	161.804	138.432	107.618	66.206	
Total por hora	121.012	47.196	21.116	20.068	86.773	307.542	576.900	757.725	837.157	964.542	1.025.047	1.013.704	1.304.849	1.374.656	1.372.813	1.369.803	1.476.962	1.421.001	1.421.431	969.514	800.679	623.263	426.836	248.485	

Noviembre de 2021

Tipo de día	Viajes
HABIL	10.850.971
NO HABIL	3.454.814
Total	14.305.785

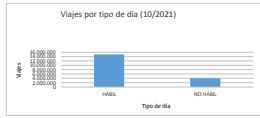


		Viajes																							
		0	1	2	3	4	5	6	7	8	9	10	11	12	13	14	15	16	17	18	19	20	21	22	23
HABIL	64.697	20.368	11.205	9.902	66.296	280.928	605.287	1.088.772	1.553.265	844.860	780.640	871.268	1.149.081	1.151.259	1.056.122	1.067.468	1.190.298	1.220.957	1.098.073	742.077	602.709	369.662	278.840	142.997	
NO HABIL	30.932	19.885	11.458	7.514	29.479	71.088	89.900	116.800	155.900	189.668	196.677	217.707	226.490	251.755	255.851	221.000	221.816	221.826	218.826	188.136	179.654	141.831	110.811	61.693	
Total por hora	95.629	40.253	22.663	17.416	95.775	352.016	705.187	1.205.572	1.709.165	1.034.528	977.312	1.088.959	1.375.571	1.403.014	1.312.172	1.319.269	1.412.114	1.442.783	1.316.946	930.212	782.368	511.493	389.651	204.690	

Indicador VIA0303
 Cantidad de viajes del transporte público por tipo de día y hora (serie histórica)

Octubre de 2021

Tipo de día	Viajes
HÁBIL	14.924.723
NO HÁBIL	4.037.656
Total	18.962.380



Tipo de día/hora	Viajes																							
	0	1	2	3	4	5	6	7	8	9	10	11	12	13	14	15	16	17	18	19	20	21	22	23
HÁBIL	55.116	17.723	10.162	8.939	61.756	253.913	875.096	1.065.330	994.310	792.658	725.241	842.280	1.129.784	1.139.617	1.028.255	1.032.688	1.107.927	1.172.366	1.061.507	717.694	468.500	347.424	261.589	135.568
NO HÁBIL	45.985	22.917	12.907	9.028	23.961	49.783	118.233	133.618	169.917	201.085	228.695	293.550	293.136	303.972	298.697	273.927	266.169	271.951	292.243	229.888	197.368	153.246	113.307	69.447
Total por hora	100.101	40.100	22.619	17.968	85.717	334.276	693.329	1.199.148	1.163.387	993.646	951.931	1.097.839	1.428.919	1.443.389	1.324.352	1.305.810	1.378.687	1.444.359	1.326.756	947.583	645.938	501.170	380.896	205.010

Septiembre de 2021

Tipo de día	Viajes
HÁBIL	15.149.690
NO HÁBIL	2.805.174
Total	17.954.864



Tipo de día/hora	Viajes																							
	0	1	2	3	4	5	6	7	8	9	10	11	12	13	14	15	16	17	18	19	20	21	22	23
HÁBIL	56.700	17.093	10.676	9.362	65.468	265.790	578.306	1.049.676	1.002.372	802.295	735.618	851.909	1.142.501	1.164.737	1.072.880	1.071.752	1.137.974	1.199.206	1.071.145	681.903	433.343	347.696	249.150	132.116
NO HÁBIL	33.036	16.340	11.874	7.711	16.604	31.495	70.794	86.014	108.974	136.560	161.661	181.470	211.110	215.601	210.870	194.931	181.725	193.376	189.656	163.348	127.163	115.900	89.705	44.611
Total por hora	89.736	33.433	22.650	17.073	82.072	317.685	649.100	1.135.720	1.111.346	938.855	897.279	1.033.311	1.353.611	1.380.338	1.283.752	1.266.673	1.329.700	1.320.585	1.260.801	837.451	560.496	467.898	338.855	176.727

Agosto de 2021

Tipo de día	Viajes
HÁBIL	14.488.770
NO HÁBIL	3.019.458
Total	17.508.228



Tipo de día/hora	Viajes																							
	0	1	2	3	4	5	6	7	8	9	10	11	12	13	14	15	16	17	18	19	20	21	22	23
HÁBIL	49.035	14.077	8.887	8.247	60.166	244.918	545.276	1.009.190	931.006	740.921	690.405	821.224	1.125.003	1.140.116	1.041.913	1.030.151	1.086.359	1.145.173	1.045.389	649.390	410.196	330.512	234.306	128.211
NO HÁBIL	37.627	18.192	13.843	8.376	17.990	30.461	66.126	81.045	111.668	141.137	166.234	191.166	223.646	236.466	233.117	214.264	211.686	209.230	201.836	168.676	132.261	116.862	86.367	46.190
Total por hora	86.662	32.274	21.635	16.622	78.146	344.381	611.402	1.100.235	1.042.674	882.075	856.195	1.012.390	1.348.649	1.376.932	1.275.130	1.244.495	1.298.045	1.354.406	1.247.225	812.226	547.357	447.773	320.673	174.401

Julio de 2021

Tipo de día	Viajes
HÁBIL	13.308.730
NO HÁBIL	2.666.689
Total	15.975.419



Tipo de día/hora	Viajes																							
	0	1	2	3	4	5	6	7	8	9	10	11	12	13	14	15	16	17	18	19	20	21	22	23
HÁBIL	50.399	13.360	8.189	8.440	59.851	241.655	495.095	932.682	918.242	690.942	681.412	774.294	1.000.798	1.034.676	990.177	992.481	1.042.893	1.073.168	944.268	559.376	383.304	293.027	204.152	103.499
NO HÁBIL	27.276	11.401	7.499	4.815	14.384	29.305	73.239	79.367	102.901	127.688	154.965	186.564	217.953	200.509	213.308	193.449	187.856	188.403	176.824	129.111	108.691	83.850	66.303	35.876
Total por hora	77.675	24.761	15.688	13.255	74.235	291.020	568.334	911.449	921.143	818.640	836.376	960.798	1.222.751	1.255.235	1.203.485	1.196.630	1.230.748	1.260.569	1.121.092	684.687	491.995	386.877	270.335	139.376

Indicador VIA0303
 Cantidad de viajes del transporte público por tipo de día y hora (serie histórica)

Junio de 2021

Tipo de día	Viajes
VIA03	10.772.139
VIA1003	-2.051.117
Total	12.823.256



Tipo de día/hora	0	1	2	3	4	5	6	7	8	9	10	11	12	13	14	15	16	17	18	19	20	21	22	23
VIA03	42.221	10.383	8.870	7.870	58.023	225.090	413.236	620.096	688.421	585.217	561.821	651.859	707.885	805.831	820.518	818.194	860.786	894.144	717.880	401.707	210.827	219.865	160.390	78.421
VIA1003	20.953	7.208	6.710	5.819	11.087	40.081	68.010	61.236	78.387	87.877	130.250	146.484	168.261	171.105	168.905	151.134	145.654	145.306	132.813	63.851	38.465	68.119	52.052	26.454
Total por hora	63.174	17.591	15.580	13.689	69.110	265.171	479.266	689.332	766.808	673.094	692.071	798.343	876.147	977.736	986.653	969.328	1.005.840	1.039.450	819.587	465.558	249.272	271.917	212.442	104.875

Mayo de 2021

Tipo de día	Viajes
VIA03	9.211.943
VIA1003	-2.389.347
Total	11.601.290



Tipo de día/hora	0	1	2	3	4	5	6	7	8	9	10	11	12	13	14	15	16	17	18	19	20	21	22	23
VIA03	38.358	9.370	8.132	7.039	52.122	200.368	368.436	541.483	585.105	505.828	493.809	548.337	604.415	682.383	713.566	697.041	728.708	748.756	627.388	351.653	264.909	187.244	144.433	67.630
VIA1003	21.311	6.800	6.728	6.031	13.892	50.686	77.528	63.627	103.020	120.133	141.781	168.286	189.685	192.696	187.633	171.882	166.667	166.452	153.927	106.215	67.627	74.556	59.905	29.599
Total por hora	59.669	16.170	14.860	13.070	66.014	251.054	435.964	605.110	608.925	625.951	635.590	716.623	794.100	874.079	891.199	868.923	895.165	915.208	781.375	457.868	332.536	261.849	203.938	97.229

Abril de 2021

Tipo de día	Viajes
VIA03	7.900.070
VIA1003	-2.433.451
Total	10.333.521



Tipo de día/hora	0	1	2	3	4	5	6	7	8	9	10	11	12	13	14	15	16	17	18	19	20	21	22	23
VIA03	38.725	9.827	8.674	7.265	42.314	191.610	335.830	470.757	500.483	430.245	416.122	483.654	531.125	601.482	608.514	678.852	690.910	634.574	527.187	331.758	238.515	167.643	133.120	63.571
VIA1003	25.526	8.642	8.801	8.887	18.879	58.509	88.217	86.265	118.130	123.282	141.063	169.818	182.007	183.377	165.845	172.290	171.806	170.832	168.840	127.144	110.881	83.206	70.461	35.363
Total por hora	64.251	18.469	17.475	16.152	61.193	254.339	558.994	586.812	548.373	553.527	557.185	653.472	713.132	786.327	774.359	841.142	862.716	805.376	696.027	458.902	349.400	250.849	203.583	98.934

Marzo de 2021

Tipo de día	Viajes
VIA03	11.881.646
VIA1003	-3.268.038
Total	15.149.684



Tipo de día/hora	0	1	2	3	4	5	6	7	8	9	10	11	12	13	14	15	16	17	18	19	20	21	22	23
VIA03	48.902	14.046	11.887	8.829	56.424	224.804	473.785	706.726	747.651	661.680	646.882	681.548	805.207	865.920	813.111	830.471	808.950	803.940	611.880	330.880	356.912	200.849	207.184	103.837
VIA1003	37.829	12.146	11.872	10.625	19.252	66.687	106.895	130.292	156.868	177.617	198.067	218.307	245.189	250.008	245.051	228.504	228.008	228.292	218.861	141.368	148.472	111.226	92.267	48.091
Total por hora	86.731	26.192	23.759	19.454	75.676	331.491	634.680	837.018	904.549	838.367	844.849	900.855	1.050.396	1.115.928	1.058.162	1.058.975	1.031.958	1.032.232	753.241	478.248	505.388	312.075	299.451	151.928

Indicador VIA0303
 Cantidad de viajes del transporte público por tipo de día y hora (serie histórica)

Febrero de 2021

Tipo de día	Viajes
HÁBIL	5.101.826
NO HÁBIL	2.814.169
Total	11.916.027



Tipo de día/hora	Viajes																							
	0	1	2	3	4	5	6	7	8	9	10	11	12	13	14	15	16	17	18	19	20	21	22	23
HÁBIL	47.719	13.027	7.118	8.470	47.637	150.792	360.356	537.889	581.720	521.483	494.374	521.107	604.118	627.391	647.640	636.669	672.408	706.303	623.360	430.771	322.816	237.972	177.194	83.536
NO HÁBIL	37.145	19.298	6.005	6.117	16.471	66.422	53.253	101.334	111.663	142.107	109.025	124.815	158.295	200.107	153.268	149.909	141.466	187.636	189.351	163.701	150.360	117.440	86.130	48.342
Total por hora	79.864	25.295	13.727	13.587	64.108	249.284	451.649	639.623	703.403	663.615	633.453	636.026	803.363	827.498	849.509	816.411	854.264	888.939	803.711	594.521	474.175	355.121	277.324	131.877

Enero de 2021

Tipo de día	Viajes
HÁBIL	8.291.075
NO HÁBIL	2.551.641
Total	10.843.316



Tipo de día/hora	Viajes																							
	0	1	2	3	4	5	6	7	8	9	10	11	12	13	14	15	16	17	18	19	20	21	22	23
HÁBIL	82.349	44.292	13.145	7.275	9.069	47.930	188.066	340.148	472.018	524.777	484.334	457.162	476.813	536.675	554.484	578.468	569.476	592.231	625.049	562.197	397.259	316.842	235.709	176.307
NO HÁBIL	48.078	27.698	9.815	6.096	4.987	15.100	65.064	85.328	83.865	110.333	139.601	146.468	161.348	181.193	163.477	178.963	158.648	169.039	157.898	143.806	143.546	118.980	114.870	94.308
Total por hora	130.427	71.490	23.056	12.341	13.466	63.120	243.124	425.377	561.870	635.610	614.735	603.631	637.961	717.867	718.961	757.631	733.925	751.255	777.738	715.002	540.824	455.711	350.679	270.615

Diciembre de 2020

Tipo de día	Viajes
HÁBIL	12.200.054
NO HÁBIL	2.321.653
Total	14.521.707



Tipo de día/hora	Viajes																							
	0	1	2	3	4	5	6	7	8	9	10	11	12	13	14	15	16	17	18	19	20	21	22	23
HÁBIL	58.844	17.578	8.855	10.743	61.849	243.958	470.718	734.902	792.876	719.692	685.162	738.014	861.086	862.731	861.608	850.701	891.628	918.548	802.859	565.029	414.856	300.413	223.520	114.364
NO HÁBIL	26.672	13.976	4.583	4.836	27.223	46.476	48.985	73.476	83.758	110.601	137.461	148.111	166.366	182.256	168.564	150.768	152.768	148.544	146.726	137.930	124.926	99.546	72.056	49.266
Total por hora	84.333	37.550	13.984	14.662	74.372	284.416	538.193	808.378	883.304	830.293	822.663	886.125	1.027.452	1.045.051	1.030.172	1.043.469	1.041.316	1.047.092	948.785	703.959	544.402	400.066	295.576	163.630

Noviembre de 2020

Tipo de día	Viajes
HÁBIL	13.376.489
NO HÁBIL	3.189.424
Total	16.567.906

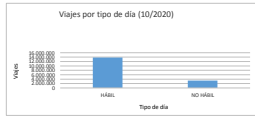


Tipo de día/hora	Viajes																							
	0	1	2	3	4	5	6	7	8	9	10	11	12	13	14	15	16	17	18	19	20	21	22	23
HÁBIL	48.942	16.814	8.469	9.887	61.028	242.381	501.423	872.509	889.112	748.336	688.076	789.631	884.627	972.452	923.290	910.415	995.036	1.067.026	920.876	617.012	435.570	330.298	237.938	114.448
NO HÁBIL	33.450	18.261	6.467	7.802	18.499	60.792	53.327	108.188	138.011	185.106	182.771	199.953	230.878	220.188	224.726	212.007	215.277	211.806	203.492	187.375	163.510	131.885	98.813	50.808
Total por hora	82.392	35.165	18.026	17.389	79.527	303.173	594.750	989.697	1.024.123	933.441	870.646	989.584	1.215.505	1.201.650	1.148.046	1.122.422	1.210.313	1.272.831	1.124.369	804.387	599.080	441.683	336.751	165.256

Indicador VIA0303
 Cantidad de viajes del transporte público por tipo de día y hora (serie histórica)

Octubre de 2020

Tipo de día	Viajes
HÁBIL	13.841.029
NO HÁBIL	3.374.358
Total	17.215.377



Tipo de día/hora	0	1	2	3	4	5	6	7	8	9	10	11	12	13	14	15	16	17	18	19	20	21	22	23
HÁBIL	49.813	15.803	8.369	19.806	62.173	242.326	512.888	907.520	916.449	750.582	690.061	808.094	1.031.350	1.036.973	978.654	802.067	1.029.300	1.113.468	869.277	632.713	427.150	330.685	238.156	117.333
NO HÁBIL	31.705	14.448	9.097	7.267	18.006	61.934	98.893	116.500	145.000	134.688	106.244	216.392	253.153	250.956	250.951	234.078	238.454	228.807	216.036	184.777	150.852	122.888	84.255	20.197
Total por hora	81.518	30.251	17.466	17.073	80.789	304.267	611.771	1.024.049	1.061.449	885.270	800.355	1.024.486	1.284.503	1.287.929	1.229.608	1.186.143	1.268.757	1.341.935	1.188.813	817.485	578.002	462.773	332.411	167.489

Septiembre de 2020

Tipo de día	Viajes
HÁBIL	13.320.000
NO HÁBIL	2.619.163
Total	15.944.162



Tipo de día/hora	0	1	2	3	4	5	6	7	8	9	10	11	12	13	14	15	16	17	18	19	20	21	22	23
HÁBIL	44.878	13.052	7.944	9.290	59.668	232.672	482.303	845.447	877.341	730.199	679.755	798.940	998.583	1.001.157	965.484	937.004	1.002.754	1.086.346	948.957	587.288	405.930	299.276	205.897	105.334
NO HÁBIL	26.316	12.517	7.545	6.760	14.003	49.897	69.319	85.455	116.258	147.276	169.011	186.129	293.064	295.450	291.388	280.517	278.864	271.610	161.987	133.806	113.937	84.168	61.745	23.360
Total por hora	70.194	25.569	15.489	15.049	73.761	276.514	551.621	931.002	993.599	877.475	846.766	985.069	1.291.647	1.296.616	1.156.872	1.123.421	1.181.618	1.257.956	1.110.944	720.093	517.842	383.444	267.442	138.133

Agosto de 2020

Tipo de día	Viajes
HÁBIL	12.000.441
NO HÁBIL	2.936.452
Total	14.936.893



Tipo de día/hora	0	1	2	3	4	5	6	7	8	9	10	11	12	13	14	15	16	17	18	19	20	21	22	23
HÁBIL	41.026	12.444	7.376	8.809	55.554	213.357	427.418	755.160	796.418	644.793	613.953	749.534	929.156	897.834	863.938	846.425	902.372	980.143	841.579	497.984	368.703	275.117	186.756	94.192
NO HÁBIL	30.901	13.731	8.114	7.451	17.997	56.197	83.545	91.265	111.466	142.566	174.521	199.804	272.805	272.990	258.746	256.168	258.766	187.984	130.111	104.626	78.431	50.586	28.267	16.766
Total por hora	71.927	26.175	15.490	16.260	73.156	269.554	510.963	846.425	907.884	789.314	788.474	949.338	1.156.525	1.170.774	1.124.684	1.161.541	1.161.138	1.168.126	971.690	473.329	346.134	225.703	105.022	33.958

Julio de 2020

Tipo de día	Viajes
HÁBIL	11.844.274
NO HÁBIL	2.091.608
Total	13.935.882




Tipo de día/hora	0	1	2	3	4	5	6	7	8	9	10	11	12	13	14	15	16	17	18	19	20	21	22	23
HÁBIL	44.385	12.341	7.926	9.222	60.577	230.408	432.559	690.343	769.821	651.951	619.922	721.764	870.924	863.737	897.451	860.884	911.003	960.240	837.971	474.976	354.310	260.286	185.809	93.734
NO HÁBIL	19.856	8.266	5.445	4.459	12.014	39.809	55.959	66.236	79.578	94.499	122.452	140.738	161.775	160.164	167.295	164.291	162.890	141.208	132.920	100.847	81.456	75.811	53.531	28.506
Total por hora	64.240	20.607	13.371	13.324	72.591	268.417	488.518	766.579	849.400	746.450	742.374	862.502	1.032.699	1.023.901	1.064.746	1.011.665	1.053.893	1.102.448	972.918	526.292	435.766	334.817	219.340	112.240

Indicador VIA0303
 Cantidad de viajes del transporte público por tipo de día y hora (serie histórica)

Junio de 2020

Tipo de día	Viajes
HÁBIL	5.191.530
NO HÁBIL	7.168.009
Total	12.359.539



		Viajes																							
Tipo de día/hora		0	1	2	3	4	5	6	7	8	9	10	11	12	13	14	15	16	17	18	19	20	21	22	23
HÁBIL		36.309	9.404	6.518	8.451	53.485	202.493	367.042	534.388	599.424	518.176	482.707	542.094	660.641	873.348	706.063	695.716	705.643	744.253	633.092	346.408	263.138	201.576	143.902	67.278
NO HÁBIL		19.187	7.991	4.907	4.428	13.055	46.808	63.820	72.969	88.130	106.368	128.872	146.358	190.865	410.143	470.988	466.343	454.405	456.020	438.773	39.975	30.614	-3.399	56.100	-2.461
Total por hora		55.491	16.605	11.370	12.645	66.728	248.321	438.217	607.257	687.754	624.524	611.685	690.488	831.530	843.621	878.482	842.039	860.110	838.853	772.865	446.587	353.152	275.283	199.072	64.759

Mayo de 2020

Tipo de día	Viajes
HÁBIL	6.492.251
NO HÁBIL	2.037.621
Total	8.529.872



		Viajes																							
Tipo de día/hora		0	1	2	3	4	5	6	7	8	9	10	11	12	13	14	15	16	17	18	19	20	21	22	23
HÁBIL		28.213	6.835	5.040	6.999	45.186	168.850	287.519	377.253	412.311	377.294	354.746	384.735	459.002	478.299	509.898	483.789	486.490	504.274	432.299	228.572	167.173	142.243	106.141	50.011
NO HÁBIL		17.983	6.966	3.761	3.787	16.083	60.617	78.176	77.914	88.698	109.676	128.472	142.612	163.290	417.867	472.570	478.454	473.085	470.861	476.872	36.985	27.844	21.199	45.473	-26.904
Total por hora		46.196	13.791	8.801	10.786	60.249	219.367	363.254	455.268	501.009	483.933	481.218	527.347	622.292	634.156	627.668	623.222	628.475	635.128	558.121	313.558	241.017	213.652	161.614	76.915

Abril de 2020

Tipo de día	Viajes
HÁBIL	4.688.962
NO HÁBIL	1.216.131
Total	5.905.093



		Viajes																							
Tipo de día/hora		0	1	2	3	4	5	6	7	8	9	10	11	12	13	14	15	16	17	18	19	20	21	22	23
HÁBIL		24.864	5.814	4.648	7.212	38.865	147.819	235.233	284.183	285.016	262.223	254.521	279.195	335.916	341.863	368.108	337.408	333.367	335.528	287.592	158.956	120.752	114.282	87.888	39.611
NO HÁBIL		17.463	6.870	2.780	2.424	11.533	48.764	66.876	64.789	70.292	85.594	103.241	128.865	164.736	203.895	256.972	253.565	244.890	250.444	258.075	207.882	146.153	103.476	59.984	18.889
Total por hora		42.327	12.684	7.428	9.636	50.398	196.583	302.109	348.972	355.308	347.817	357.766	403.040	500.652	545.758	625.083	591.973	580.417	545.623	466.438	265.139	217.929	147.862	147.872	58.500

Marzo de 2020

Tipo de día	Viajes
HÁBIL	12.690.337
NO HÁBIL	2.009.186
Total	14.699.523



		Viajes																							
Tipo de día/hora		0	1	2	3	4	5	6	7	8	9	10	11	12	13	14	15	16	17	18	19	20	21	22	23
HÁBIL		61.480	25.598	10.879	12.030	62.979	247.561	533.317	891.597	939.288	705.524	643.162	714.388	902.222	892.924	841.083	833.589	883.768	951.512	883.018	625.977	422.092	316.495	266.426	133.728
NO HÁBIL		35.964	18.225	10.828	8.811	15.730	49.984	77.808	83.716	84.104	111.530	128.789	136.189	163.771	163.638	143.182	131.800	137.847	145.758	142.856	131.609	117.041	85.450	52.454	47.188
Total por hora		97.444	43.823	21.707	18.843	78.709	297.525	611.225	933.113	933.392	817.054	768.951	850.577	1.056.233	1.044.382	984.265	965.389	1.021.711	1.097.268	1.025.974	727.086	538.133	411.935	328.610	180.916

Observatorio de Movilidad Montevideo
 Observatorio de Movilidad Montevideo

Indicador: W481N3
 Cantidad de viajes del transporte público por tipo de día y hora (serie histórica)

Febrero de 2020

Tipo de día	Viajes
HABEJ	#####
NO HABEJ	#####
Total	#####



Tipo de día/hora	0	1	2	3	4	5	6	7	8	9	10	11	12	13	14	15	16	17	18	19	20	21	22	23
HABEJ	83.981	48.865	15.702	13.838	63.385	242.843	495.480	828.230	961.257	839.723	784.134	784.741	867.410	891.424	920.923	835.473	1.003.030	1.059.851	1.033.800	768.988	571.527	393.208	322.781	157.164
NO HABEJ	15.385	13.422	17.628	14.514	28.999	68.408	108.899	128.219	133.620	133.620	133.620	133.620	133.620	133.620	133.620	133.620	133.620	133.620	133.620	133.620	133.620	133.620	133.620	133.620
Total por hora	129.243	62.287	33.330	28.352	92.384	311.251	594.379	956.849	1.094.877	973.343	917.854	918.361	1.001.030	1.025.044	1.054.543	969.093	1.136.650	1.193.471	1.167.420	902.608	705.147	526.409	456.401	290.784

Febrero de 2021

Tipo de día	Viajes
HABEJ	#####
NO HABEJ	#####
Total	#####



Tipo de día/hora	0	1	2	3	4	5	6	7	8	9	10	11	12	13	14	15	16	17	18	19	20	21	22	23
HABEJ	90.224	42.890	18.816	15.050	68.024	265.902	520.376	817.783	961.198	853.648	784.568	791.350	865.710	908.993	951.028	987.891	1.026.228	1.116.284	1.064.728	785.861	602.873	431.451	349.155	180.594
NO HABEJ	54.477	35.820	37.429	31.669	19.245	64.008	103.246	115.807	117.899	116.440	116.298	109.086	104.437	104.844	104.779	104.779	104.779	104.779	104.779	104.779	104.779	104.779	104.779	104.779
Total por hora	144.701	78.710	56.245	46.719	87.269	329.910	623.622	935.682	1.079.097	970.088	900.866	900.436	970.147	1.013.837	1.055.807	1.092.670	1.221.063	1.221.063	1.169.507	890.640	707.652	532.926	453.934	285.373

Diciembre de 2019

Tipo de día	Viajes
HABEJ	#####
NO HABEJ	#####
Total	#####



Tipo de día/hora	0	1	2	3	4	5	6	7	8	9	10	11	12	13	14	15	16	17	18	19	20	21	22	23
HABEJ	108.370	47.620	20.792	17.081	74.813	300.187	609.333	1.033.318	1.184.680	1.056.843	960.776	1.024.454	1.154.698	1.170.838	1.183.138	1.205.887	1.272.020	1.338.373	1.247.188	838.347	710.961	503.417	407.019	222.508
NO HABEJ	54.477	35.820	37.429	31.669	19.245	64.008	103.246	115.807	117.899	116.440	116.298	109.086	104.437	104.844	104.779	104.779	104.779	104.779	104.779	104.779	104.779	104.779	104.779	104.779
Total por hora	162.847	83.440	58.221	48.750	94.058	364.195	712.579	1.151.125	1.302.579	1.173.283	1.077.074	1.133.540	1.259.135	1.275.682	1.287.867	1.310.666	1.376.799	1.443.152	1.351.967	943.126	815.740	606.834	514.038	327.286

Diciembre de 2018

Tipo de día	Viajes
HABEJ	#####
NO HABEJ	#####
Total	#####



Tipo de día/hora	0	1	2	3	4	5	6	7	8	9	10	11	12	13	14	15	16	17	18	19	20	21	22	23
HABEJ	108.370	47.620	20.792	17.081	74.813	300.187	609.333	1.033.318	1.184.680	1.056.843	960.776	1.024.454	1.154.698	1.170.838	1.183.138	1.205.887	1.272.020	1.338.373	1.247.188	838.347	710.961	503.417	407.019	222.508
NO HABEJ	54.477	35.820	37.429	31.669	19.245	64.008	103.246	115.807	117.899	116.440	116.298	109.086	104.437	104.844	104.779	104.779	104.779	104.779	104.779	104.779	104.779	104.779	104.779	104.779
Total por hora	162.847	83.440	58.221	48.750	94.058	364.195	712.579	1.151.125	1.302.579	1.173.283	1.077.074	1.133.540	1.259.135	1.275.682	1.287.867	1.310.666	1.376.799	1.443.152	1.351.967	943.126	815.740	606.834	514.038	327.286

Indicador WA0203
 Cantidad de viajes del transporte público por tipo de día y hora (serie histórica)

Octubre de 2019

Tipo de día	Viajes
Hábiles	21.175.423
No hábiles	3.729.879
Total	24.905.302



Tipo de día/hora	Viajes																							
	0	1	2	3	4	5	6	7	8	9	10	11	12	13	14	15	16	17	18	19	20	21	22	23
Hábiles	83.762	76.087	16.225	14.285	81.209	535.321	777.029	1.470.256	1.420.003	1.148.761	1.031.277	1.178.824	1.620.542	1.527.246	1.385.243	1.506.406	1.448.825	1.428.903	1.529.926	1.119.537	724.489	507.994	470.281	227.926
No hábiles	49.987	92.246	16.258	10.849	95.806	45.340	90.725	119.226	184.000	192.868	215.217	226.383	269.263	274.184	289.387	254.227	249.820	243.894	237.261	208.385	178.629	139.876	122.881	68.425
Total por hora	133.749	168.333	32.483	25.134	177.015	580.661	877.754	1.659.482	1.604.003	1.264.522	1.213.501	1.448.207	1.889.805	1.801.432	1.674.630	1.757.232	1.692.719	1.666.817	1.739.891	1.227.924	843.518	578.275	541.162	296.351

Septiembre de 2019

Tipo de día	Viajes
Hábiles	21.236.562
No hábiles	3.226.281



Tipo de día/hora	Viajes																							
	0	1	2	3	4	5	6	7	8	9	10	11	12	13	14	15	16	17	18	19	20	21	22	23
Hábiles	78.226	29.405	12.803	13.281	74.516	295.842	474.228	1.206.546	1.243.463	1.048.278	929.203	1.048.894	1.525.056	1.527.246	1.277.197	1.284.408	1.371.260	1.492.102	1.202.214	881.666	651.518	505.351	430.070	227.843
No hábiles	55.461	51.253	17.290	11.451	22.284	68.394	109.187	124.726	143.473	187.470	206.137	214.560	287.436	309.184	289.657	278.822	273.873	282.136	284.248	238.307	200.716	168.619	147.474	80.094
Total por hora	133.687	80.658	30.093	24.732	96.800	364.237	583.415	1.331.072	1.413.937	1.235.748	1.135.340	1.263.414	1.812.492	1.836.420	1.566.854	1.563.230	1.653.502	1.776.348	1.434.412	1.080.023	820.137	652.825	517.164	307.937

Agosto de 2019

Tipo de día	Viajes
Hábiles	21.236.562
No hábiles	3.226.281



Tipo de día/hora	Viajes																							
	0	1	2	3	4	5	6	7	8	9	10	11	12	13	14	15	16	17	18	19	20	21	22	23
Hábiles	78.226	29.405	12.803	13.281	74.516	295.842	474.228	1.206.546	1.243.463	1.048.278	929.203	1.048.894	1.525.056	1.527.246	1.277.197	1.284.408	1.371.260	1.492.102	1.202.214	881.666	651.518	505.351	430.070	227.843
No hábiles	55.461	51.253	17.290	11.451	22.284	68.394	109.187	124.726	143.473	187.470	206.137	214.560	287.436	309.184	289.657	278.822	273.873	282.136	284.248	238.307	200.716	168.619	147.474	80.094
Total por hora	133.687	80.658	30.093	24.732	96.800	364.237	583.415	1.331.072	1.413.937	1.235.748	1.135.340	1.263.414	1.812.492	1.836.420	1.566.854	1.563.230	1.653.502	1.776.348	1.434.412	1.080.023	820.137	652.825	517.164	307.937

Julio de 2019

Tipo de día	Viajes
Hábiles	21.236.562
No hábiles	3.226.281



Tipo de día/hora	Viajes																							
	0	1	2	3	4	5	6	7	8	9	10	11	12	13	14	15	16	17	18	19	20	21	22	23
Hábiles	78.226	29.405	12.803	13.281	74.516	295.842	474.228	1.206.546	1.243.463	1.048.278	929.203	1.048.894	1.525.056	1.527.246	1.277.197	1.284.408	1.371.260	1.492.102	1.202.214	881.666	651.518	505.351	430.070	227.843
No hábiles	55.461	51.253	17.290	11.451	22.284	68.394	109.187	124.726	143.473	187.470	206.137	214.560	287.436	309.184	289.657	278.822	273.873	282.136	284.248	238.307	200.716	168.619	147.474	80.094
Total por hora	133.687	80.658	30.093	24.732	96.800	364.237	583.415	1.331.072	1.413.937	1.235.748	1.135.340	1.263.414	1.812.492	1.836.420	1.566.854	1.563.230	1.653.502	1.776.348	1.434.412	1.080.023	820.137	652.825	517.164	307.937

Indicador VIA0303

Cantidad de viajes del transporte público por tipo de día y hora (serie histórica)

Junio de 2015

Tipo de día	Viajes
HÁBIL	16.993.100
NO HÁBIL	4.610.374
Total	21.603.474



Tipo de día/hora	Viajes																							
	0	1	2	3	4	5	6	7	8	9	10	11	12	13	14	15	16	17	18	19	20	21	22	23
HÁBIL	82.849	22.084	10.254	11.840	84.240	262.581	814.236	1.168.859	1.145.427	837.324	639.886	890.281	1.046.294	1.294.942	1.152.293	1.178.062	1.202.426	1.060.803	1.226.346	910.846	664.731	360.086	337.767	161.520
NO HÁBIL	85.900	33.542	18.121	12.789	26.858	86.441	135.382	195.416	195.366	218.160	246.044	266.488	344.749	354.156	332.339	369.806	309.785	315.930	316.787	299.886	197.618	130.516	161.885	84.184
Total por hora	123.369	56.876	28.375	24.439	91.115	337.522	750.699	1.324.275	1.341.899	1.156.084	1.085.020	1.243.629	1.580.994	1.619.124	1.484.632	1.498.971	1.565.214	1.376.873	1.543.330	1.210.692	792.349	500.600	499.652	247.014

Mayo de 2015

Tipo de día	Viajes
HÁBIL	21.065.907
NO HÁBIL	4.564.810
Total	25.630.717



Tipo de día/hora	Viajes																							
	0	1	2	3	4	5	6	7	8	9	10	11	12	13	14	15	16	17	18	19	20	21	22	23
HÁBIL	78.790	29.699	13.287	14.277	78.588	313.188	771.112	1.493.698	1.386.736	1.123.332	1.013.912	1.174.896	1.653.753	1.560.746	1.304.690	1.414.051	1.514.106	1.665.845	1.554.163	1.048.712	676.516	528.067	445.521	218.234
NO HÁBIL	87.969	36.456	14.295	9.267	19.928	60.161	93.307	119.091	143.699	169.600	188.601	221.171	260.869	266.442	242.848	238.651	229.165	248.991	224.162	189.994	156.988	128.823	120.568	64.694
Total por hora	126.759	66.154	27.582	23.544	98.516	373.349	864.419	1.607.397	1.530.435	1.292.932	1.202.813	1.396.069	1.914.622	1.827.188	1.547.538	1.752.757	1.914.011	1.914.011	1.738.923	1.268.708	685.055	574.589	566.109	282.928

Abril de 2015

Tipo de día	Viajes
HÁBIL	17.554.495
NO HÁBIL	4.568.921
Total	22.123.416



Tipo de día/hora	Viajes																							
	0	1	2	3	4	5	6	7	8	9	10	11	12	13	14	15	16	17	18	19	20	21	22	23
HÁBIL	73.477	29.026	12.631	12.956	65.710	263.549	647.785	1.244.747	1.150.167	955.339	865.992	984.907	1.291.786	1.297.335	1.169.265	1.172.279	1.244.046	1.358.046	1.289.797	890.214	556.454	433.438	359.589	185.672
NO HÁBIL	96.298	41.364	17.441	11.623	26.301	84.931	121.203	126.416	189.819	244.818	248.714	276.164	327.854	326.397	292.003	318.316	325.461	355.739	286.774	272.283	223.226	186.326	189.812	224.441
Total por hora	136.471	70.390	30.072	24.579	92.011	348.480	774.988	1.471.163	1.339.986	1.204.157	1.140.106	1.261.071	1.619.640	1.623.732	1.461.268	1.491.595	1.683.507	1.644.830	1.576.571	1.162.997	743.680	649.401	549.401	409.113

Indicador VIA0303
 Cantidad de viajes del transporte público por tipo de día y hora (serie histórica)

Marzo de 2019

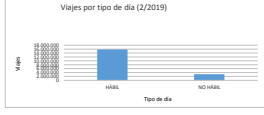
Tipo de día	Viajes
HÁBIL	15.077.488
NO HÁBIL	2.151.976
Total	17.229.464



Tipo de día/hora	0	1	2	3	4	5	6	7	8	9	10	11	12	13	14	15	16	17	18	19	20	21	22	23
HÁBIL	72.931	38.305	12.917	12.975	87.752	274.018	682.238	1.261.996	1.183.827	971.982	876.842	1.007.985	1.208.922	1.214.855	1.169.767	1.168.274	1.276.837	1.381.822	1.297.481	162.813	811.462	462.994	386.869	321.581
NO HÁBIL	69.269	39.817	43.346	14.855	30.393	55.378	163.853	178.626	214.953	347.611	576.914	113.906	182.241	385.134	344.172	332.197	343.138	383.965	383.693	310.615	295.389	312.835	189.893	305.548
Total por hora	142.600	78.122	56.263	27.830	143.150	329.396	846.091	1.440.622	1.398.780	1.518.593	1.453.756	1.121.891	1.391.163	1.604.991	1.513.959	1.500.471	1.620.675	1.765.787	1.687.172	473.428	1.107.851	652.883	576.762	627.129

Febrero de 2019

Tipo de día	Viajes
HÁBIL	16.940.761
NO HÁBIL	3.114.765
Total	20.055.526



Tipo de día/hora	0	1	2	3	4	5	6	7	8	9	10	11	12	13	14	15	16	17	18	19	20	21	22	23
HÁBIL	89.758	53.249	20.587	15.401	67.057	274.018	556.805	938.128	1.097.396	949.011	859.980	882.842	971.676	1.007.211	1.036.693	1.046.838	1.125.322	1.228.370	1.147.607	852.322	637.114	445.023	356.292	181.671
NO HÁBIL	87.498	70.844	18.916	15.058	18.353	67.960	95.070	602.260	638.187	614.976	618.388	617.618	707.345	709.349	688.907	677.600	686.073	699.531	698.560	619.865	548.005	415.571	318.306	301.614
Total por hora	177.256	124.093	39.503	30.459	85.411	341.978	651.875	1.540.316	1.735.583	1.563.987	1.478.368	1.500.490	1.679.021	1.716.640	1.725.601	1.733.436	1.811.395	1.927.900	1.846.174	1.472.187	1.185.119	760.594	664.608	483.285

Enero de 2019

Tipo de día	Viajes
HÁBIL	14.862.422
NO HÁBIL	2.367.044
Total	17.229.466



Tipo de día/hora	0	1	2	3	4	5	6	7	8	9	10	11	12	13	14	15	16	17	18	19	20	21	22	23
HÁBIL	95.262	44.782	20.403	16.262	68.948	280.173	538.022	843.390	1.019.400	874.581	785.964	804.862	884.372	934.860	989.447	998.517	1.057.555	1.146.036	1.079.910	793.885	612.198	435.680	357.218	181.695
NO HÁBIL	88.804	72.385	18.140	16.671	37.059	55.466	161.686	341.456	433.716	450.786	468.061	480.249	603.711	606.588	602.758	608.586	607.598	607.598	607.598	500.714	400.000	250.000	150.000	75.000
Total por hora	184.066	117.167	38.543	32.933	105.007	335.639	1.184.876	1.284.846	1.453.116	1.325.367	1.244.025	1.265.081	1.488.083	1.541.448	1.592.205	1.607.113	1.664.153	1.686.534	1.687.508	1.294.594	1.012.198	685.680	507.218	256.695